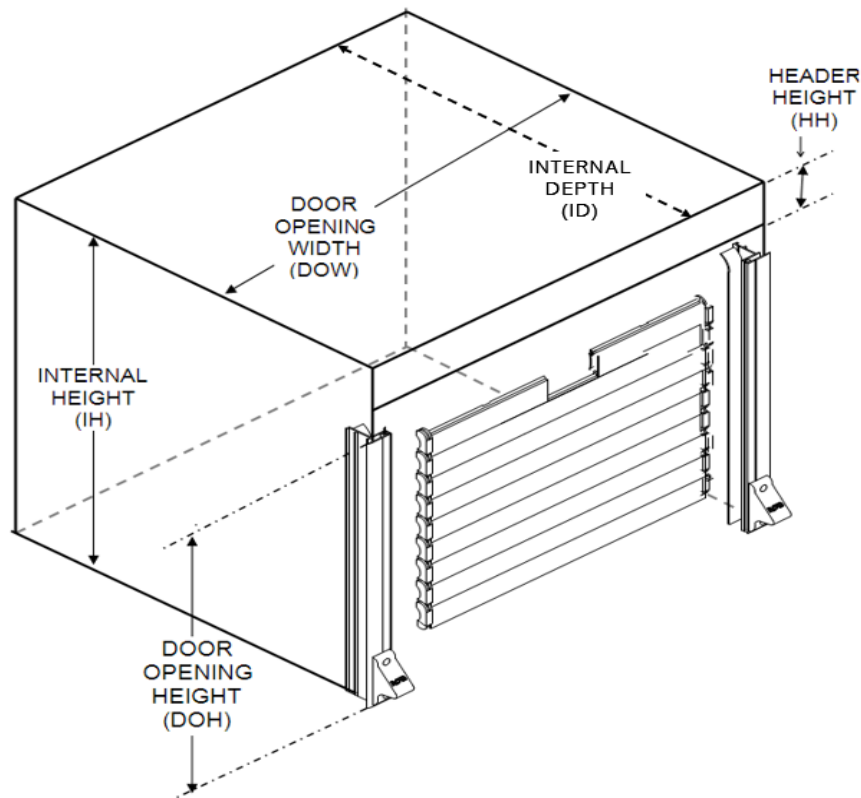


# R•O•M Roll-up Shutter Door

## Data and Drawings



### Sizes

- Width range: 15" - 90"
- Internal height range: 17" - 104"
- Available in any combination in between

### Options

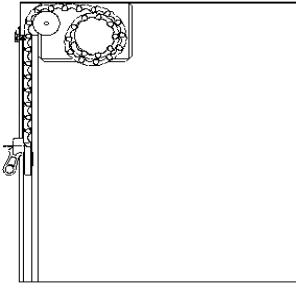
- Manual security key lock
- Power door lock with manual override
- Automatic power door system
- Door ajar switch
- Sill plate
- Tall bottom rail
- Bottom rail extension
- Elastic pull strap for tall doors
- Brushed finish or Perfect Match Wet Paint finish
- Drip pan
- Custom track profiles; recessed, interior, integrated lighting, interior integrated lighting

### Standard Features

- Heavy duty finger pull
- Satin-finish slats
- Full-width lift bar handle
- Choice of available track styles
- Pre-set counterbalance
- Pre-drilled track and pre-installed striker blocks as requested

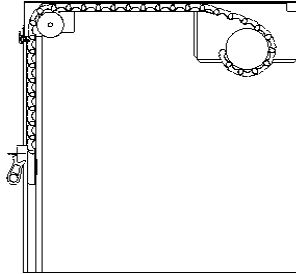
### Slat Finishes

- *Satin (standard):* A smooth anodized finish
- *Brushed (optional):* Keeps with the look of other brushed finishes on the vehicle.
- *Perfect Match Wet Paint (optional):* Complements your vehicle by using the same paint for the roll-up doors that is used on the truck.



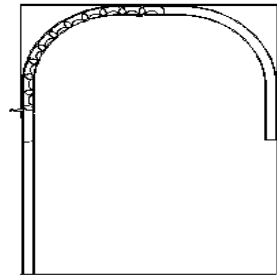
### **Front Roll Door Description**

- Most commonly specified door type
- Operator is located at the front of the compartment to meet your equipment requirements
- Counterbalanced for easy opening and closing
- Easy to install and maintain
- Made of individual aluminum slats, allowing quick repairs with little downtime
- End shoes are swaged/dimpled into the slat, not riveted, to allow easy slat replacement



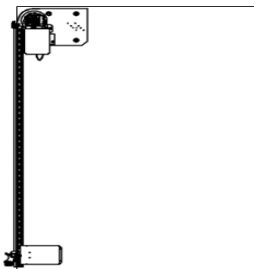
### **Rear Roll Door Description**

- Same features and options as front roll doors
- When equipment requirements don't allow a front roll, the operator is mounted toward the rear to better meet your needs
- Rear-mounted counterbalance maximizes compartment opening space
- Rear roll doors provide greatest benefits when compartment is more than 24" deep



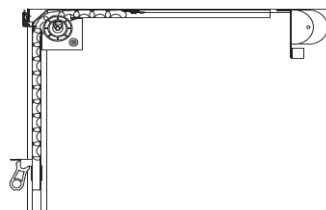
### **AutoLatch Shutters for Interior Compartments**

- AutoLatch rolls in a track across the top & down the back of the compartment
- Ideal for small compartments where space is at a premium
- Easy to operate and virtually no maintenance
- The door stops raising or lowering as soon as you stop applying pressure
- Nylon inner seal between slats ensures quiet, vibration-free performance
- Interlocking nylon end shoes connecting the slats allow smooth operation
- Optional lock provides added security



### **M4000 Power Doors and Locks**

- A push of a button, from the cab or other strategic location on the vehicle to raise the vehicle's roll-up doors
- As soon as the vehicle stops and the brakes are set, the doors are open. That saves time, so personnel can focus on fighting fires and saving lives.
- The same switch can be activated to lower the doors and lock them securely



### **Minimum Header Shutter (MHS) Door Description**

- MHS shutter rolls in a track across the top of the compartment
- Ideal for compartments where header space is required to be at a minimum, such as ladder compartments
- Rear-mounted stainless steel cable counterbalance, which replaces the front operator, helps to maximize the compartment's clear opening space and minimize the header space requirements
- Easy to install and maintain