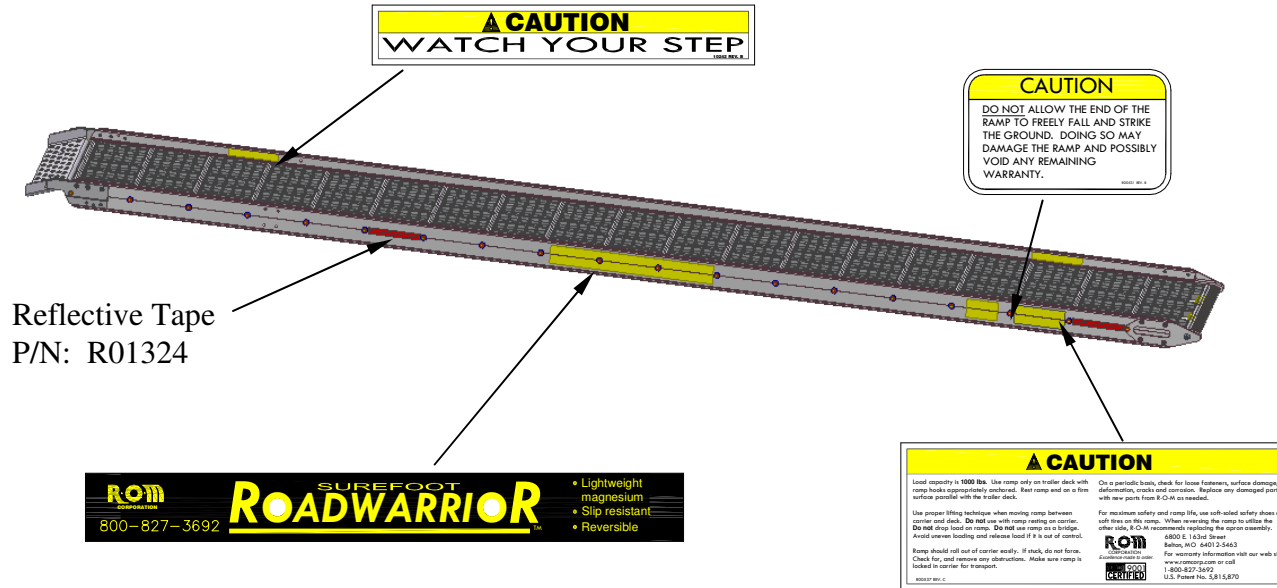


RoadWarrior Ramp Labeling



Reflective Tape
P/N: R01324

ROM
800-827-3692

SUREFOOT ROADWARRIOR

- Lightweight magnesium
- Slip resistant
- Reversible

CAUTION
WATCH YOUR STEP

CAUTION
DO NOT ALLOW THE END OF THE RAMP TO FREELY FALL AND STRIKE THE GROUND. DOING SO MAY DAMAGE THE RAMP AND POSSIBLY VOID ANY REMAINING WARRANTY.

CAUTION

Load capacity is 1000 lbs. Use ramp only on trailer deck with ramp locks appropriately activated. Rest ramp end on a firm surface parallel with the trailer deck.

Use proper lifting technique when moving ramp between carrier and deck. Do not use with carrier resting on carrier. Do not step foot on ramp. Do not use ramp as a bridge. Avoid uneven loading and release load if it is out of control.

Ramp should roll out of carrier easily. If stuck, do not force. Check for, and remove any obstructions. Make sure ramp is locked in carrier for transport.

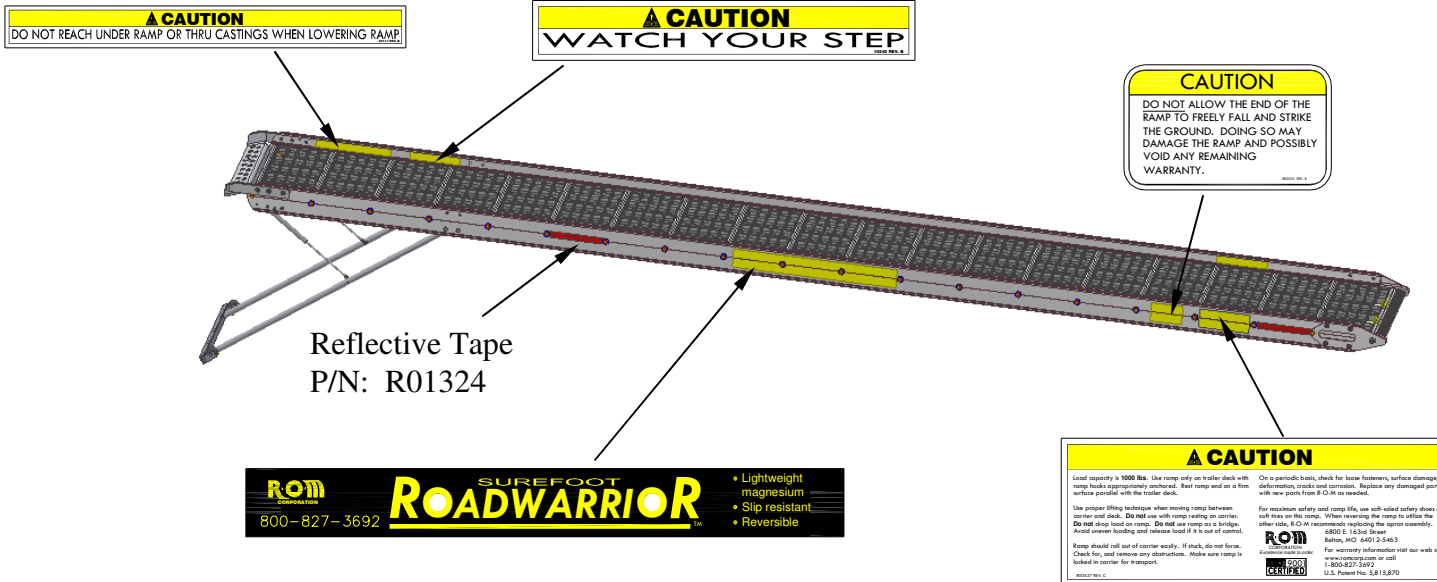
©2009 rom, c

On a periodic basis, check for loose fasteners, surface damage, deformation, cracks and corrosion. Replace any damaged parts with new parts from ROM as needed.

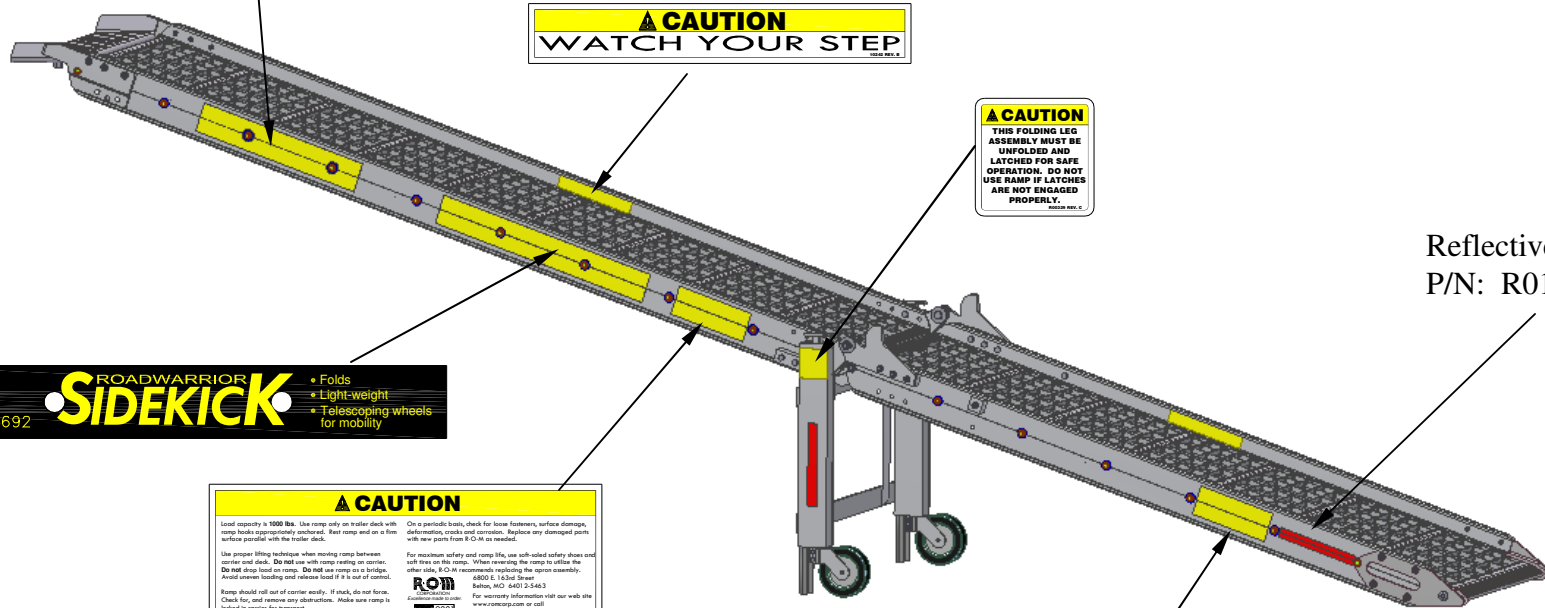
For maximum safety and ramp life, use self-storing safety shoes and lift pins on this ramp. When rearing the ramp to utilize the carrier deck, ROM recommends repositioning the carrier assembly.

ROM
8800 E. 163rd Street
Baltimore, MD 21441-2345
For more information visit our web site
www.romcorp.com or call
1-800-827-3692
U.S. Patent Nos. 5,815,870

RoadWarrior Lift Assist Ramp Labeling



RoadWarrior SideKick Labeling



CAUTION
WATCH YOUR STEP.

CAUTION
THIS FOLDING LEG ASSEMBLY MUST BE UNFOLDED AND LATCHED FOR SAFE OPERATION. DO NOT USE RAMP IF LATCHES ARE NOT ENGAGED PROPERLY.

Reflective Tape
P/N: R01324

ROM CORPORATION
800-827-3692

ROADWARRIOR SIDEKICK

- Folds
- Lightweight
- Telescoping wheels for mobility

CAUTION

Load capacity is 1000 lbs. Use ramp only on trailer deck with ramp locks appropriately secured. Run ramp and/or a firm surface parallel with the trailer deck.

Use proper lifting technique when moving ramp between carrier and deck. Do not use with ramp resting on carrier. Do not drop load on ramp. Do not use ramp on a bridge. Avoid uneven loading and release load if it is out of control.

Ramp should roll out of carrier easily. If stuck, do not force. Check for, and remove any obstructions. Make sure ramp is locked in carrier for transport.

On a periodic basis, check for loose fasteners, surface damage, deterioration, cracks and corrosion. Replace any damaged parts with new parts from ROM as needed.

For maximum safety and ramp life, use self-inflated safety shoes and soft tires on the ramp. When reversing the ramp to utilize the telescoping, 8" O.D. measurements matching the open assembly.

4800 E. 143rd Street
Bellevue, WA 98007-5443

For warranty information visit our web site
www.romcorp.com or call
1-800-827-3692

ROM CORPORATION
©2007 ROM, C. U.S. Patent No. 5,811,587(P)

CAUTION

Do not allow the end of the ramp to freely fall and strike the ground. Doing so may damage the ramp and possibly void any remaining warranty.

